

# Classroom Language

**Language Objective**  
Respond to a command.


Look at the pictures. Fill in the words from the Data Bank below.  
The first one is done for you.




1. Please sit down.



2. \_\_\_\_\_ to this.



3. \_\_\_\_\_ at this.



4. \_\_\_\_\_ with a \_\_\_\_\_.




5. \_\_\_\_\_ your hand.



6. \_\_\_\_\_ your books.



7. \_\_\_\_\_ your books.



8. \_\_\_\_\_ on the \_\_\_\_\_.

## DATA BANK

Look at this.  
Open your books.  
~~Please sit down.~~  
Raise your hand.

Work with a partner.  
Close your books.  
Write on the board.  
Listen to this.

**SKILL OBJECTIVE: Understanding classroom commands.** Introduce each command by reading the sentence and pointing to the picture. Then have the students act out the correct response as you repeat the commands several times, first in sequence and then in random order. Keep the pace lively during this activity. If appropriate, have students give commands to each other. As the final activity, assign this page for independent written work. If necessary, students may refer to the Data Bank as they fill in the missing words.