



# Worksheet 1

(Suitable for use after Unit 1 of New English Parade Level 1)

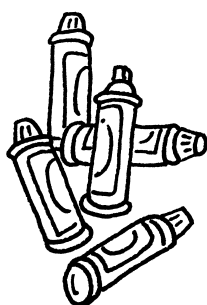
## Fill the bag. Draw lines.





2 desks




3 pencils




5 marker pens



1 chair



1 table



2 books



### Language aims

Classroom objects: *desk, chair, table, pencil, book, marker pen, bag*

Numbers 1 to 5

Plurals

### Procedure

- 1 Distribute the worksheets and ask pupils to look at the picture of the classroom objects. Ask pupils to tell you what the objects are in English and to count them.
- 2 Ask children to decide which of the objects could go into the bag. They draw lines from these objects to the bag. Check that all pupils are following the instructions correctly.

### Key

3 pencils, 2 books, 5 marker pens

### Optional activity

Pupils can draw additional things that they have in their own school bags. For example, pens, rubbers, exercise books.