

Total English

Elementary

Tell me...!




1 Write the correct question using the prompts and the answers provided.

Who/he	?	He's Tom Cruise.
What/it	?	It's a handbag.
Where/from	?	They're from Italy.
What/job	?	She's my English teacher.
Where/you	?	I'm from Japan.
What/job	?	He's a doctor.
Where/he	?	He's from Brazil.
Who/they	?	They're my parents.

2 Fill in the gaps below with a partner.

- | | | | |
|---|--------------------|---|----------------------|
| 1 | __'m a doctor. | 5 | __'re from Russia. |
| 2 | __'s a journalist. | 6 | ___'re an architect. |
| 3 | ___'re students. | 7 | __'s a phone. |
| 4 | ___'s a teacher. | 8 | __'m from Sweden. |

3 Draw some things or people you know in the boxes below.

		
---	---	--

4 Work in groups. Show your pictures and look at your classmates. Who are they? Where are they from? What is it? Ask and answer.

Total English

Elementary

TEACHER'S NOTES:

Tell me...!

Aim: to practice subject pronouns and positive forms of *to be* with *Wh*-questions. This worksheet is designed to be used in conjunction with unit 1.2.

Time: 40 minutes

Materials: photocopies of the worksheet for each student.

- 1 Students can either complete the exercise in pairs or alone. Check answers.


Answers: 1 Who is he? 2 What is it? 3 Where are they from?
4 What's her job? 5 Where are you from? 6 What's his job?
7 Where is he from? 8 Who are they?

- 2 Again students can work together or with a partner. Check answers.

Answers: 1 I'm 2 He's 3 They're 4 She's 5 We're 6 You're 7 It's
8 I'm

- 3 Ask the students to draw three people or things that they like/are important to them. Draw your example on the board (don't worry about being a great artist!) e.g.


Your camera



Your family



Your car



Encourage students to ask you questions using the prompts in Ex. 1.

- 4 Ask students to work in groups of three or four and compare pictures. Encourage them to use the questions; What is it? Who is it? Monitor and help students with vocabulary when needed.